


## In-Wall Mount

For 32" to 71" LCD and Plasma Flat Panel Screens

### NEW!

Maximize your flat panel experience by installing it against the wall with the industry's first universal in-wall mounting solution for up to 71" screens. Installation is quick and easy thanks to the mount's stud-locating tabs that fit the in-wall box snugly between 16" wood stud centers. View the flat panel screen in its virtually no-profile home position, or extend the arm over 19" to watch it anywhere else within the room. This mount is so flat, it may even allow installations to meet ADA requirements.



# In-wall Mount

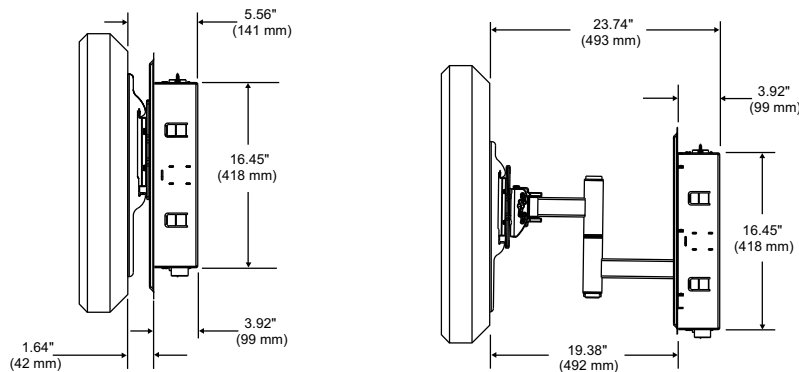
For 32" to 71" (81-180 cm) LCD and Plasma Screens

1. Installs between 16" (406 mm) wood stud centers
2. Stud-locating tabs adjust 1/4" (6.35 mm) left or right to accommodate stud spacing
3. Removable outlet receptacle and cable management access plates make installation easy
4. Can be inverted to position screen to the right or the left
5. IM760P models are VESA® 100, 200 x 100 and 200 x 200 mm compliant



For expanded product information and technical data visit [www.peerlessmounts.com](http://www.peerlessmounts.com)

## TECHNICAL DRAWINGS





FLAT PANEL MOUNTS

## MODELS




<b>Universal Models:</b>	32" to 60" (81-152 cm) screens
Includes standard hardware (hex or Phillips) for attaching screen to mount	
<b>IM760PU</b>	High gloss black
<b>IM760PU-S</b>	High gloss silver
<b>Dedicated Models:</b>	32" to 71" (81-180 cm) screens
Includes standard hardware (hex or Phillips) for attaching screen to mount Screen Adapter Purchased Separately for Non-VESA® Screens*	
<b>IM760P</b>	High gloss black
<b>IM760P-S</b>	High gloss silver

\* Dedicated adapter plates come in flat black and include security fasteners

## SCREEN ADAPTER

	<b>Mounting pattern</b>
<b>Universal Models:</b>	28.7" W x 17.05" H (729 x 433 mm)
	<b>VESA® pattern</b>
<b>Dedicated Models:</b>	100, 200 x 100 and 200 x 200 mm
Non-VESA® compatible screens require screen-specific adapter to be purchased separately	



## SPECIFICATIONS

	<b>Distance from wall</b>
<b>Universal Models:</b>	1.64"-19.38" (42-492 mm)
<b>Dedicated Models:</b>	.42"-18.09" (11-459 mm)
	<b>Tilt   Swivel   Roll</b>
+10/-5°   ±45°   ±7°	
	<b>Max load</b>
200 lb (90 kg)	
<b>Product Dimensions</b>	<b>(W x H x D)</b>
<b>Universal Models:</b>	30.75" x 21.86" x 5.56"-23.74" (780 x 555 x 141-493 mm)
<b>Dedicated Models:</b>	19.46" x 21.86" x 4.38"-22.56" (494 x 555 x 111-573 mm)
<b>Mounting Surfaces</b>	Wood stud and metal stud (Metal stud accessory required)
<b>Ship Weight</b>	
<b>Universal Models:</b>	42.6 lb (19.32 kg)
<b>Dedicated Models:</b>	58.49 lb (26.53 kg)

## CERTIFICATIONS



## ACCESSORIES

	<b>ACC615:</b> (Supports up to 125 lb (62 kg) screens) 6-pack Metal Stud Fastener Kit .....pg# 126
	<b>ACC925:</b> Security Fasteners .....pg# 128

To verify mount compatibility with any LCD, plasma or projector model use MountFinder™ at [www.peerlessmounts.com](http://www.peerlessmounts.com)

 **CLICK:** [www.peerlessmounts.com](http://www.peerlessmounts.com)  **CALL:** 800.865.2112  **FAX:** 708.865.2941